The Theatre Centre Venue Guide



The Theatre Centre is a large performance space in downtown Toronto, located at 1115 Queen Street West.

The photo above is of **The Theatre Centre** from the perspective of the corner of Queen Street West and Lisgar Street. There are banners on the side of the building and a structure that shows three show posters as you approach the entrance. There is also a large green tree.

Contents

Section	Page
Where is the Theatre Centre?	3
How to Travel to the Theatre Centre	3
The Building	5
Entering the Building	6
The Cafe	8
Washrooms on the First Floor	9
The BMO Incubator	11
The Second Floor	12
Using the Stairs	13
The Gallery	14
The Franco Boni Theatre	15
The TD Green Roof	15
Washrooms on the Second Floor	16

The Purpose of a Venue Guide

This information package aims to help anyone access, understand, and prepare for their experience at The Theatre Centre.

Need more information?

Want to learn more about The Theatre Centre and its programming? Visit:
https://theatrecentre.org/

Have further Questions? Want to schedule a visit?

Julia Haist (she/her), Visitor Experience Manager
Email: julia@theatrecentre.ca
Phone: 416-538-0988

Where is The Theatre Centre?

The Theatre Centre is located at the corner of Queen Street West and Lisgar Street. The Theatre Centre is a physically accessible building, though currently access to the second floor is **limited** to travelling up the stairs due to a renovation.

Address: 1115 Queen Street West, Toronto, ON M6J 1J1

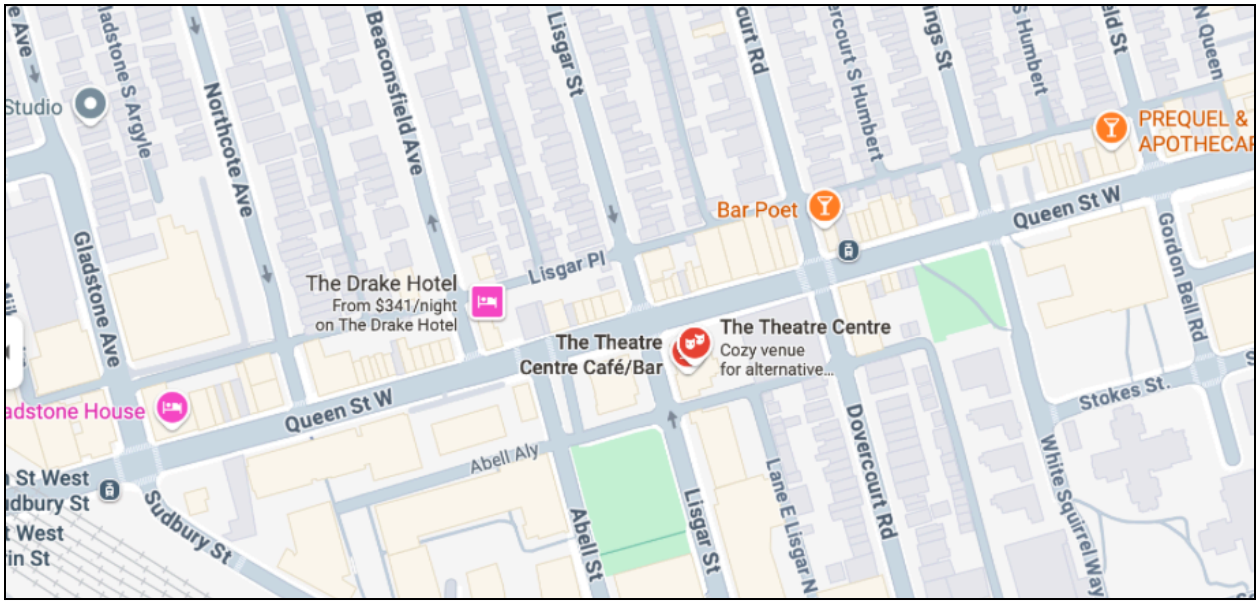

The above image is an illustrated map showing the location of The Theatre Centre, located at 1115 Queen Street West as described in the above paragraph. A red dot marks the address.

How to Travel to the Theatre Centre

TTC Subway & Streetcar: Osgoode Subway Station will take you closest to The Theatre Centre. Exit the subway station and arrive at the Queen Street West - University Avenue intersection. From here, take the 501 Streetcar along Queen Street West (QSW) to Dovercourt Road. Travel west down QSW for about two (2) minutes and arrive at The Theatre Centre on the left.

TTC Bus Option: Take the 63 Ossington bus and exit at Queen Street West / CAMH. Travel 400 metres west on Queen to reach the theatre. An additional bus route is the

929 or 29 Dufferin bus and exit at Queen Street West. Travel 450 metres east on Queen to reach the theatre. This route connects to Dufferin subway station.

Parking: There is a Green P Car Park located about three (3) minutes south of The Theatre Centre at 19 Abell Street. To access the parking lot from The Theatre Centre, head west down QSW towards Lisgar Street and turn left onto Abell Street. Travel south down Abell Street and arrive at the parking lot on your right.

Bike Racks: are on the east side of the building.

Wheel-Trans: You can be dropped off in front of our building on either Queen or Lisgar Street. Please note that Queen Street is often busy. For a quieter drop-off, you can exit your vehicle on Lisgar Street. Lisgar is a one-way street (northbound only). If you require a sloped curb to access the sidewalk, there are two curb cuts near our building: one at the corner of Queen and Lisgar, and one just behind the building on Lisgar.

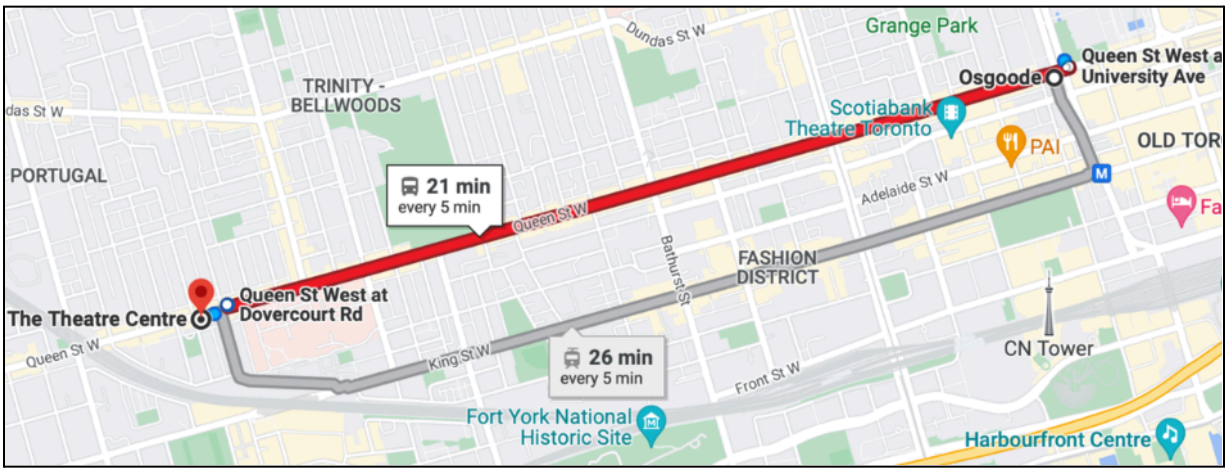

The image above shows the location of The Theatre Centre at 1115 Queen Street West, and the streetcar route as described in the above paragraph. A red dot marks the address.

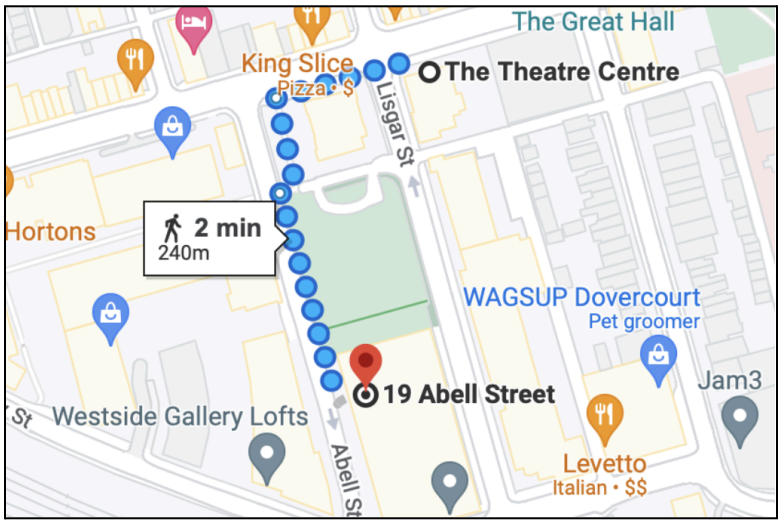

The image to the left shows the location of the Green P Parking located at 19 Abell Street as described in the above paragraph. A red dot marks the address.

The Building

The Theatre Centre is a large brick building. It is a former library. It is located on a busy street, filled with restaurants and bars, and nightlife. Across the street, there is a park area where people live in the neighbourhood and walk their dogs!



The Theatre Centre: The photo above is of The Theatre Centre from the perspective of Queen Street West. It is a large brick and stone building with a stone staircase. On each side of the building there are large trees.



The Theatre Centre: The photo above is of The Theatre Centre from the perspective of the corner of Queen Street West and Lisgar Street. There are banners on the side of the building and a structure that shows three show posters as you approach the entrance.

Entering the Building



The Ramp: The photo to the left shows the stone ramp starting at Queen Street West. It is beside the sidewalk on Lisgar Street. This ramp will lead you to the Main Entrance of The Theatre Centre.



The Main Entrance: The photo to the left shows the Main Entrance of The Theatre Centre. There is a glass doorway with steel bars. To the left of the doorway is an accessible push button on a post. To the right of the doors, there is a staircase that starts on Lisgar Street. You are welcome to enter using either route. These doors open into a vestibule.



The Stairs: The photo to the left shows the stairs that are beside the sidewalk on Lisgar Street at the end at the Main Entrance of The Theatre Centre.

After you travel through the main doors, there is a vestibule. Inside the vestibule, there is also a window for Box Office staff and volunteers. If there is a member of staff seated at the window, they will greet you!

You will have to pass through a second set of accessible glass doors to enter the Cafe area. You are invited to use the push button or pull bar to open these doors.



Inside the Vestibule: The above photo shows inside the Vestibule as described earlier in the previous paragraph. The wall of the vestibule is brick, and the counter is wooden. The picture shows a staff member sitting at the checkout window.



The Push button: The photo to the left shows a metal push button that displays the international access symbol. Above this push button there is a sign that says INTERIOR DOORS in black lettering, followed by an arrow.

The Cafe/Bar

After you travel through the second set of doors, you will arrive at the Cafe/ Bar area. The Cafe is a place where you might meet staff, volunteers, other audience members, or artists! A busy place where people might eat, drink, and socialize



The Cafe: The photo above shows the Cafe area from the perspective of the entrance. In this photo, the Cafe is empty. On the right side, along the windows, there are bar-style tables and chairs. In the centre, there are wooden tables and chairs. At the back of the Cafe, along the far wall, there is a couch. Sometimes, the furniture gets rearranged for special events or performances. On the left side of the Cafe, there is a counter where you can purchase items from staff members!



The Box Office: The photo above shows the perspective of the Box Office if you are standing in the Cafe. There is a brick wall, and in the centre of that wall there is a Box Office Window. In the photo, a staff member is standing in the window. To the left of the window, there is a large TV screen. On each side of the window, there are small wooden tables that hold a green plant and show programs.

Washrooms on the First Floor

There are **washrooms on the first floor.** Theatre Centre Staff can help direct you! We encourage you to use the washroom where you feel you belong!



Outside the Washrooms: The photo to the left shows the doorways of the three washrooms that are available on the first floor. All three doors are close together. The Women's washroom is on the left, the Accessible/ All-Gender washroom is in the middle, and the Men's washroom is on the right.



Women's Washroom: The photo to the left shows the inside of the Women's Washroom. To the right there is a series of stalls with black doors. To the right, there is a grey counter with a series of sinks. Above the countertop is a large black-framed mirror.



Accessible/ All-Gender: There is an accessible pushbutton available to the left of the entrance of the Washroom. The photo to the left shows the inside of the Accessible/ All-Gender Washroom. There is an accessible toilet and sink. Above the toilet, there is a steel pull bar installed into the wall. There is also a baby-sized change table.



Men's Washroom: The photo to the left shows the inside of the Men's Washroom. There are three urinals and a single stall. To the right, there is a grey counter with a series of sinks. Above the countertop, there are large black-framed mirrors.

The BMO Incubator

The BMO Incubator is a small theatre that is used for many different types of projects. If you leave the Cafe and turn left, you will arrive at the BMO Incubator.



The Doorway to the BMO Incubator: The photo to the left shows the doorway if it is closed. It is a large grey metal door with a steel handle. Before a performance, this door might be open. Theatre Centre staff or volunteers will let you know when you can enter the space and will scan your ticket.



Inside the BMO Incubator: It is a large square space with a black floor. The outside of the room is lined with a higher concrete edge. During a performance, chairs are regularly set up along the concrete edge. However, the seating configuration will be set up differently for each performance. The chairs in the space are hard-backed, plastic padded chairs with no arms. For specific performances, there is sometimes a ramp that leads into the lower floor area.

Reserving Accessible Seating: If you require a reserved accessible seat, please let us know by contacting the Box Office! Your seat will be marked with a sign that states 'RESERVED - ACCESSIBLE SEATING'. A Staff member can help you locate your seat!

The Second Floor

Currently, travelling to the second floor is only available using a set of stairs.

There is a Lift in the building, but it is currently under renovation to improve its accessibility!

Using the Stairs



Travel to the Second Floor: The photo to the left shows the doorway that will take you to a staircase leading to the second floor. The walls of the doorway are brick, and the doorway is grey. To the right of the doorway is a fire extinguisher.



Staircase: The staircase to the second floor includes two sets of stairs and a total of 17 steps. There is a small landing midway. The picture to the left shows the first set of stairs and this landing. The staircase is dark grey, and there is metal railing on the both sides of the stairs.



Doorway to the Second Floor: At the top of the stairs, you will reach a wooden door. This door will open into the Gallery.

The picture to the left shows this doorway. The walls are brick and the door is wooden.

The Gallery

The main area of the second floor is called the Gallery. It is also the Lobby for the Franco Boni Theatre. The Gallery is used for different projects/events. There might be staff, volunteers, audience members, and artists in the space.



Doors to the Franco Boni: The photo above shows the Gallery and the doors you will use to enter the Franco Boni Theatre. The walls of the room are white, and the floor is hardwood. At the far end of the room, there are two sets of large white doors.

The Franco Boni Theatre

The Franco Boni Theatre is the larger performance space. It can be configured differently for each performance.



The photo above is of the **Franco Boni Theatre**. It is a large room with a black floor and walls. In the photo, there is raised seating organized on one side of the room. The seating may be configured differently due to the needs of each performance.

The TD Green Roof

The TD Green Roof is an outdoor patio located on the left side of the Gallery. It also includes a garden and various types of seating. There might be volunteers, other audience members, and artists in the space.



TD Green Roof: The photo to the left is of the TD Green Roof. It is a patio with a green garden area and a wooden seating area. In the seating area, there are various pieces of outdoor furniture and plants. A glass railing runs around the patio, and there are brick buildings in the distance.

Washrooms on the Second Floor

There is one washroom on the second floor. It is All-Gender/ Accessible. It is located on the left side of the Gallery.



Door to the Hallway where the Washroom is located: The photo to the left shows the door to the hallway where the washroom is located. The door is white, and a Push Button is located to the left of the door.

Hallway to the Washroom: The two photos below show the Hallway to the Washroom. The walls and floor of the hallway are black. The door to the washroom is wooden, and there is a Push Button located to the left of the door.







Inside the Washroom: The photo to the left shows the inside of the accessible and all-gender washroom located on the second floor. There is an accessible toilet, sink, and adult change station. Behind the toilet, there are metal pull bars.

Need More Information?

If you have any questions, concerns, or feedback, please connect with us!

Julia Haist (she/her), Visitor Experience Manager
Email: julia@theatrecentre.ca
Phone: 416-538-0988

Our Website is:
https://theatrecentre.org/

Our Box Office phone number is:
416.538.0988

Our Box Office email is:
boxoffice@theatrecentre.org

Our Address is:
The Theatre Centre, 1115 Queen Street West, Toronto, ON M6J 1J1

This Venue Guide was prepared by Access & Disability Arts Worker **Mandy E. MacLean.**